

# ARTWORK GUIDELINES

## Option 1. Supplying us your logo



black



1 Pantone colour



2 Pantone colours



full colour

If you have chosen to have your logo printed in **black, 1, 2 colour** or **full colour (CMYK)** please supply us a high quality logo in any of the following formats:-


**.jpg .pdf .ai .eps .tif**

You can specify any colour reference from the **Pantone Solid Uncoated swatch**, if you don't know we will try to find the closest match to your supplied file.

For the best results send us a vector based file (.ai, .eps, pdf, please remember to expand all patterns, outline fonts and avoid using rich blacks).



1. We will check over your supplied logo then lay it up multiple times on your requested sheet size.



**Alternatively**, if you are looking for inspiration and need some input from our design team, just send us your logo and a brief outline of what you would like and we will take care of the rest.

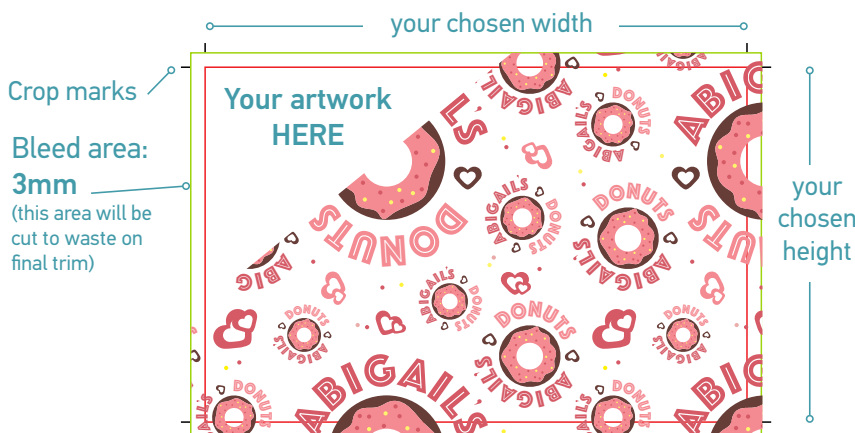
2. We will email a **pdf proof** back to you for your final approval.
3. On your **approval** of the pdf proof we will print your greaseproof. Turn around time will usually be **7-10 working days**.

## Option 2. Supplying us your final artwork

If you have your artwork already laid out just send us a **'high resolution PDF'**.

Please ensure all fonts are outlined and any images embedded @300dpi, avoid using rich blacks and highlight all Pantone references to be used from the **Pantone solid uncoated swatch**.

PDF files should be setup at the required sheet size and include an additional 1/8" of bleed on each edge for trimming purposes.



1. We will check over your supplied artwork.
2. We will email a **pdf proof** back to you for your final approval.
3. On your **approval** of the pdf proof we will print your greaseproof. Turn around time will usually be **7-10 working days**.

# GREASEPROOF PAPER - SIZE GUIDE

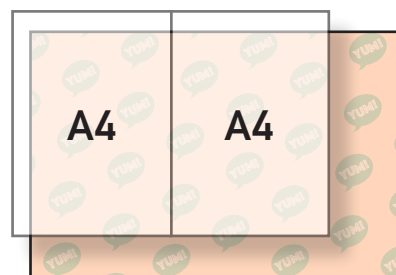
We're often asked what size greaseproof is right for a particular use, and that's a difficult question. Everybody's hot dog is different, and what's right for one may be wrong for another. With that in mind, here are a few of our most commonly ordered sizes and how some of our customers use them:

## 500 x 335mm (20" x 13" approx)

Our maximum sheet size, and for reference that's a bit bigger than two A4 sheets.

### Popularly used for:

Place mats, large trays, displays, double wrapping food items.

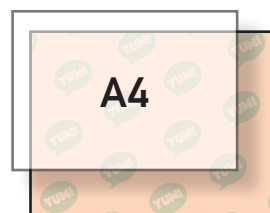


## 335 x 250mm (13" x 10" approx)

This is half of our maximum sheet size, a little larger than a single A4 sheet.

### Popularly used for:

Burgers, burritos, tray liners, displays, sandwiches, rolls, toasties, baps, chip baskets.

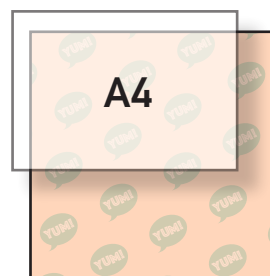


## 335 x 335mm (13" x 13" approx)

Looking for a square sheet that gives plenty of size for wrapping or displaying the majority of food items? We have a size for that.

### Popularly used for:

Burgers, burritos, tray liners, displays, sandwiches, rolls, toasties, baps, chip baskets.

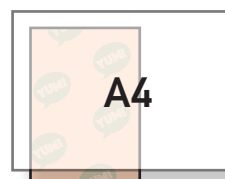


## 148 x 210mm (6" x 8" approx)

Need a smaller sheet for displaying food? These half A4 sheets fit the bill.

### Popularly used for:

Cakes, scones, pastries, sweets, chocolates.



## Custom options...

Perhaps none of the above sizes suit your needs or you require a specialised die-cut solution? We can help! Sheets can be produced at any size up to the maximum of 500 x 335mm and we can even provide die cut options such as bibs or butter discs. Get in touch and discuss your requirements with one of our friendly sales team, we'd love to hear from you!

